

Spoked Handwheels

Aluminum, Powder Coated

SPECIFICATION

Types

- Type **A**: without handle
- Type **R**: with revolving handle

Bore codes

- Version **B**: without keyway
- Version **K**: with keyway

Aluminium pressure die casting

- Hub machined
- Rim turned
- plastic coated

black, RAL 9005, textured finish **SW**
 silver, RAL 9006, textured finish **SR**

Rim concentric and square to bore < 0.4

Cylindrical Revolving handles GN 798.2 (see page 578)

Plastic, Technopolymer
 black, matt

INFORMATION

Spoked handwheels GN 924 are distinguished by modern design. The removable plastic cover shrouds the fixing components such as screws, countersunk washers as well as the shaft end.

ACCESSORY

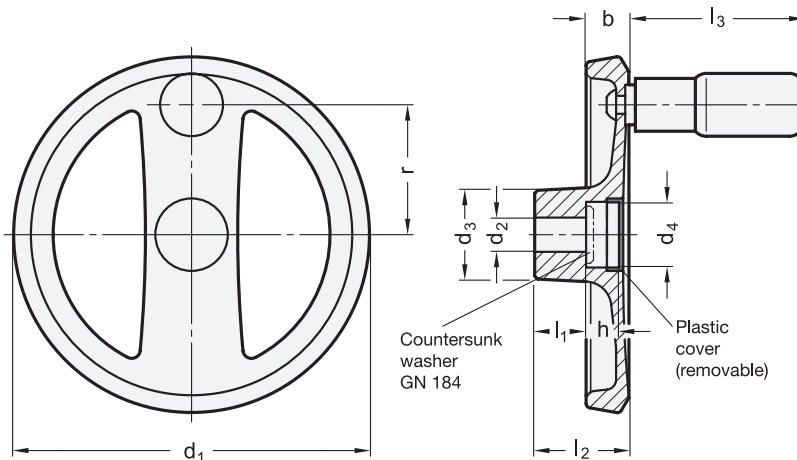
- Countersunk washers GN 184 (see page 971) are to be ordered separately

TECHNICAL INFORMATION

- Keyway P9 DIN 6885 (see page A16)
- Cross holes GN 110 (see page A17)
- ISO-Fundamental Tolerances (see page A21)



reddot design award







* Complete with color index of the Handwheels (SW or SR)

SW SR
 RAL9005 RAL9006

GN 924-A

Description	d1	d2 H7	d3	d4	b	h	l1	l2 ≈	Recommended countersunk washer	
GN 924-125-B12-A-*	125	12	31	23	15	11	18	33.5	GN 184-20	255
GN 924-125-K12-A-*	125	12	31	23	15	11	18	33.5	GN 184-20	255
GN 924-125-B14-A-*	125	14	31	23	15	11	18	33.5	GN 184-20	250
GN 924-125-K14-A-*	125	14	31	23	15	11	18	33.5	GN 184-20	250
GN 924-140-B14-A-*	140	14	36	28.5	16.5	13	19	36.5	GN 184-25	340
GN 924-140-K14-A-*	140	14	36	28.5	16.5	13	19	36.5	GN 184-25	340
GN 924-140-B16-A-*	140	16	36	28.5	16.5	13	19	36.5	GN 184-25	340
GN 924-140-K16-A-*	140	16	36	28.5	16.5	13	19	36.5	GN 184-25	340
GN 924-160-B14-A-*	160	14	36	28.5	18	14.5	20	39.5	GN 184-25	460
GN 924-160-K14-A-*	160	14	36	28.5	18	14.5	20	39.5	GN 184-25	460
GN 924-160-B16-A-*	160	16	36	28.5	18	14.5	20	39.5	GN 184-25	460
GN 924-160-K16-A-*	160	16	36	28.5	18	14.5	20	39.5	GN 184-25	460
GN 924-200-B18-A-*	200	18	42	36	20.5	16	24	45.5	GN 184-32	730
GN 924-200-K18-A-*	200	18	42	36	20.5	16	24	45.5	GN 184-32	730
GN 924-200-B20-A-*	200	20	42	36	20.5	16	24	45.5	GN 184-32	730
GN 924-200-K20-A-*	200	20	42	36	20.5	16	24	45.5	GN 184-32	730

GN 924-R

Description	d1	d2 H7	d3	d4	b	h	l1	l2 ≈	l3 ≈	r	Ø Handle	Recommended countersunk washer	
GN 924-125-B12-R-*	125	12	31	23	15	11	18	33.5	61.5	45.5	22	GN 184-20	340
GN 924-125-K12-R-*	125	12	31	23	15	11	18	33.5	61.5	45.5	22	GN 184-20	340
GN 924-125-B14-R-*	125	14	31	23	15	11	18	33.5	61.5	45.5	22	GN 184-20	340
GN 924-125-K14-R-*	125	14	31	23	15	11	18	33.5	61.5	45.5	22	GN 184-20	340
GN 924-140-B14-R-*	140	14	36	28.5	16.5	13	19	36.5	76.5	52	24	GN 184-25	450
GN 924-140-K14-R-*	140	14	36	28.5	16.5	13	19	36.5	76.5	52	24	GN 184-25	440
GN 924-140-B16-R-*	140	16	36	28.5	16.5	13	19	36.5	76.5	52	24	GN 184-25	450
GN 924-140-K16-R-*	140	16	36	28.5	16.5	13	19	36.5	76.5	52	24	GN 184-25	440
GN 924-160-B14-R-*	160	14	36	28.5	18	14.5	20	39.5	76.5	61	24	GN 184-25	560
GN 924-160-K14-R-*	160	14	36	28.5	18	14.5	20	39.5	76.5	61	24	GN 184-25	560
GN 924-160-B16-R-*	160	16	36	28.5	18	14.5	20	39.5	76.5	61	24	GN 184-25	570
GN 924-160-K16-R-*	160	16	36	28.5	18	14.5	20	39.5	76.5	61	24	GN 184-25	570
GN 924-200-B18-R-*	200	18	42	36	20.5	16	24	45.5	85	77.5	25	GN 184-32	890
GN 924-200-K18-R-*	200	18	42	36	20.5	16	24	45.5	85	77.5	25	GN 184-32	890
GN 924-200-B20-R-*	200	20	42	36	20.5	16	24	45.5	85	77.5	25	GN 184-32	880
GN 924-200-K20-R-*	200	20	42	36	20.5	16	24	45.5	85	77.5	25	GN 184-32	880